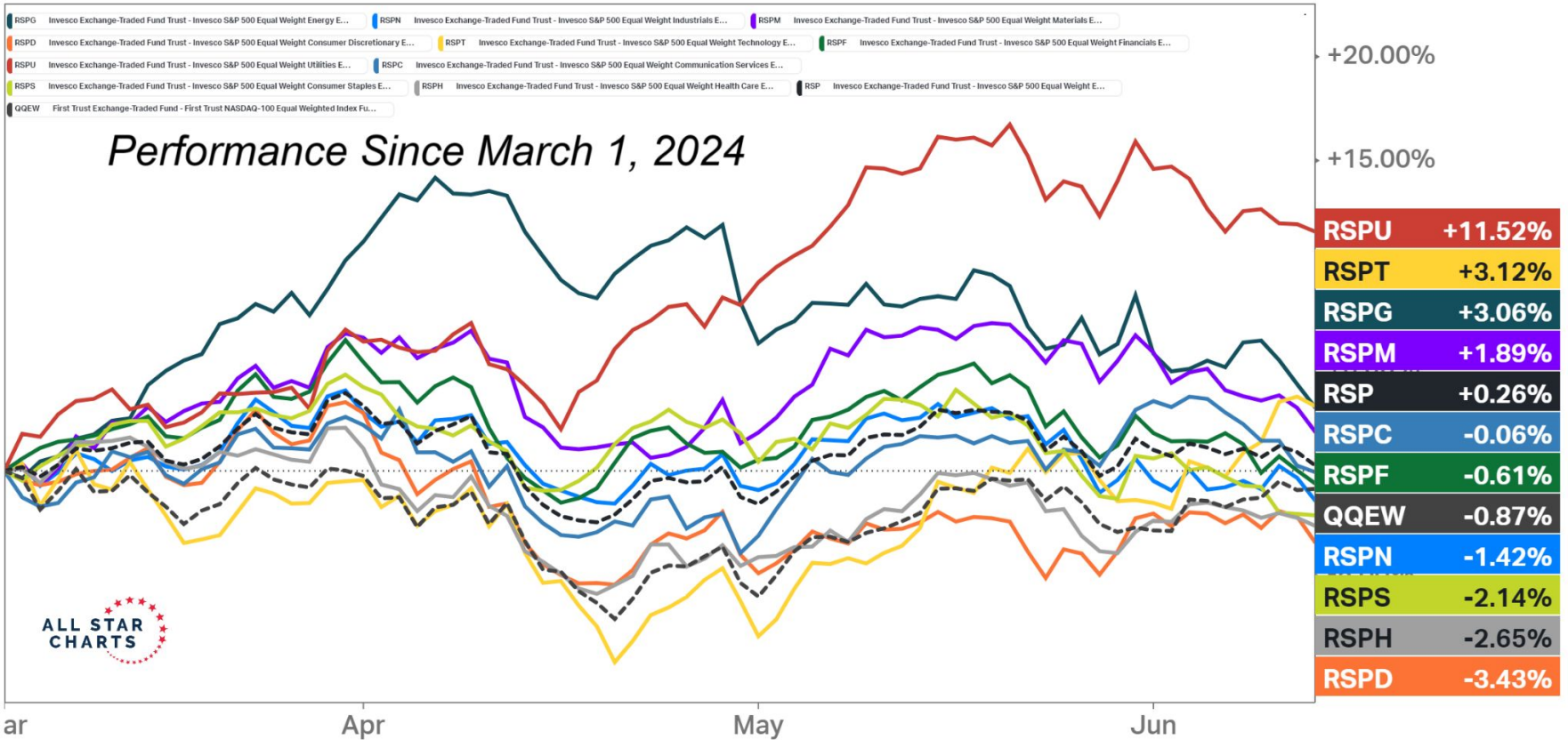


# **The Morning Show Slide Deck**

**June 17, 2024**





# Large-cap Growth vs Value

## IWF / IWD

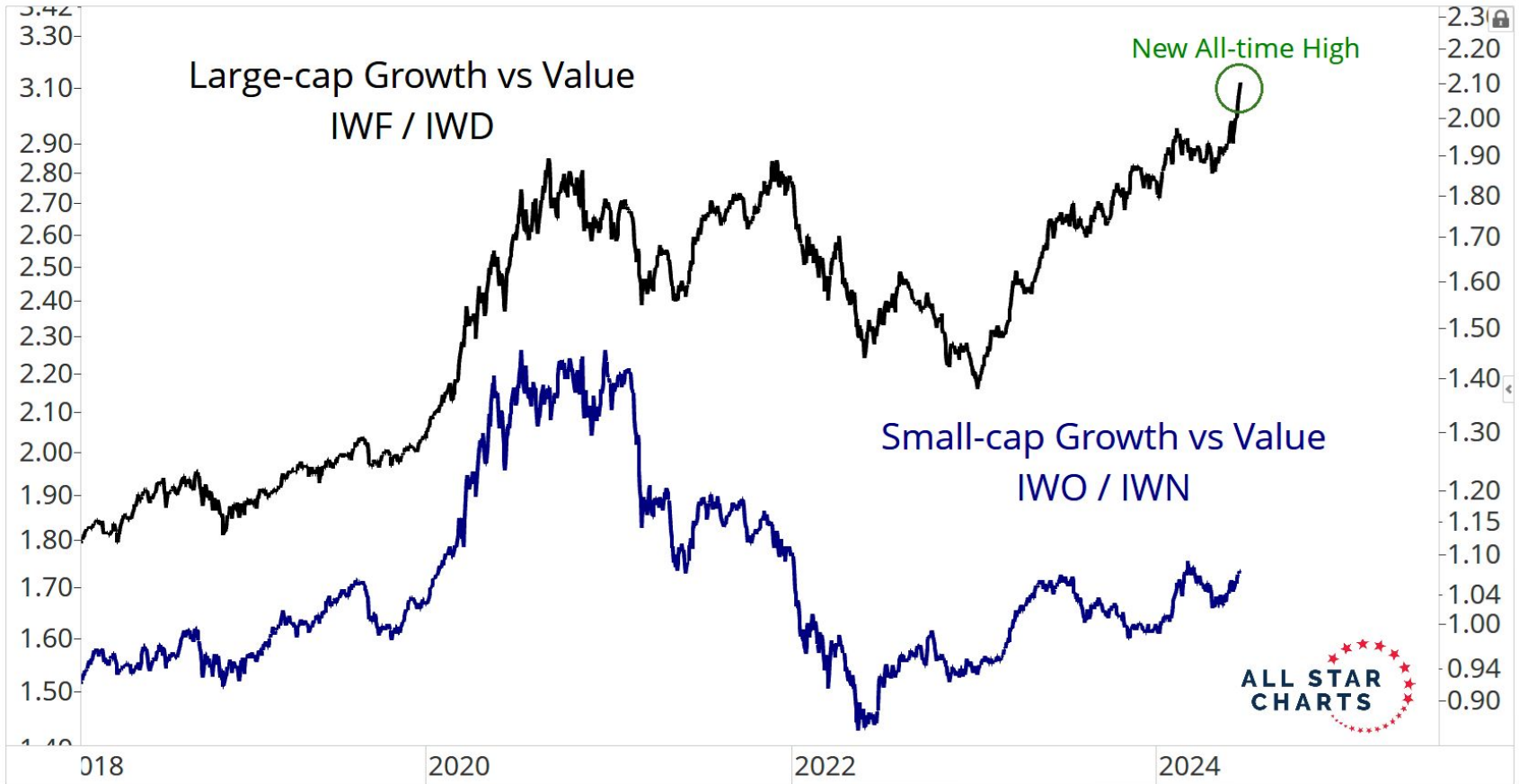


ALL STAR  
CHARTS

### Top Holdings

#### Growth Value

MSFT	BRKB
AAPL	JPM
NVDA	XOM
GOOG	JNJ
AMZN	PG
META	WMT
LLY	CVX
AVGO	BAC
TSLA	MRK



# Hall of Famers

Ticker	Company	Sector	Industry	Market Cap (Bn)	Drawdown From 52-Wk Hi	1-Mo Rel Change
TJX	TJX Companies, Inc.	Consumer Cyclical	Apparel Retail	122	0.00%	5.55%
QCOM	Qualcomm, Inc.	Technology	Semiconductors	243	0.00%	11.29%
NVDA	Nvidia Corp	Technology	Semiconductors	3,188	0.00%	36.99%
MU	Micron Technology Inc.	Technology	Semiconductors	159	0.00%	10.74%
MSFT	Microsoft Corporation	Technology	Software - Infrastructure	3,282	0.00%	2.36%
LRCX	Lam Research Corp.	Technology	Semiconductor Equipment & Materials	136	0.00%	9.89%
LLY	Eli Lilly & Co	Healthcare	Drug Manufacturers - General	840	0.00%	11.64%
KLAC	KLA Corp.	Technology	Semiconductor Equipment & Materials	112	0.00%	9.80%
CMG	Chipotle Mexican Grill	Consumer Cyclical	Restaurants	90	0.00%	-0.75%
AVGO	Broadcom Inc	Technology	Semiconductors	778	0.00%	17.47%
APH	Amphenol Corporation	Technology	Electronic Components	83	0.00%	3.63%
ANET	Arista Networks Inc	Technology	Computer Hardware	104	0.00%	2.10%
AAPL	Apple Inc	Technology	Consumer Electronics	3,285	0.00%	10.37%
MCK	Mckesson Corporation	Healthcare	Medical Distribution	77	-0.04%	3.47%
AMAT	Applied Materials Inc.	Technology	Semiconductor Equipment & Materials	197	-0.04%	9.32%
ECL	Ecotab, Inc.	Basic Materials	Specialty Chemicals	69	-0.06%	0.57%
HCA	HCA Healthcare Inc	Healthcare	Medical Care Facilities	89	-0.11%	2.70%
REGN	Regeneron Pharmaceuticals, Inc.	Healthcare	Biotechnology	113	-0.11%	0.67%
NFLX	Netflix Inc.	Communication Services	Entertainment	282	-0.21%	2.79%
ORCL	Oracle Corp.	Technology	Software - Infrastructure	384	-0.38%	11.72%
COST	Costco Wholesale Corp	Consumer Defensive	Discount Stores	375	-0.39%	5.01%
CL	Colgate-Palmolive Co.	Consumer Defensive	Household & Personal Products	78	-0.43%	-3.25%
BSX	Boston Scientific Corp.	Healthcare	Medical Devices	113	-0.59%	1.12%
MMC	Marsh & McLennan Cos., Inc.	Financial	Insurance Brokers	103	-0.63%	-1.36%
WMT	Walmart Inc	Consumer Defensive	Discount Stores	537	-0.67%	7.59%
MSI	Motorola Solutions Inc	Technology	Communication Equipment	63	-0.70%	0.75%
HON	Honeywell International Inc	Industrials	Conglomerates	136	-1.00%	-0.87%
MCO	Moody's Corp.	Financial	Financial Data & Stock Exchanges	75	-1.08%	-1.40%
WELL	Welltower Inc.	Real Estate	REIT - Healthcare Facilities	62	-1.09%	1.49%
BKNG	Booking Holdings Inc	Consumer Cyclical	Travel Services	131	-1.18%	-1.31%
CRWD	CrowdStrike Holdings Inc	Technology	Software - Infrastructure	93	-1.18%	12.16%
ISRG	Intuitive Surgical Inc	Healthcare	Medical Instruments & Supplies	150	-1.21%	6.29%
PG	Procter & Gamble Co.	Consumer Defensive	Household & Personal Products	393	-1.22%	-3.06%
VRTX	Vertex Pharmaceuticals, Inc.	Healthcare	Biotechnology	124	-1.34%	7.92%
CTAS	Cintas Corporation	Industrials	Specialty Business Services	70	-1.40%	-2.84%
GOOGL	Alphabet Inc	Communication Services	Internet Content & Information	2,165	-1.51%	-0.71%
ELV	Elevance Health Inc	Healthcare	Healthcare Plans	125	-1.65%	-2.70%
KO	Coca-Cola Co	Consumer Defensive	Beverages - Non-Alcoholic	271	-1.81%	-3.61%
BAC	Bank Of America Corp.	Financial	Banks - Diversified	307	-1.83%	-1.51%
KKR	KKR & Co. Inc.	Financial	Asset Management	97	-1.91%	3.08%

Data As Of June 13, 2024

ALL STAR CHARTS

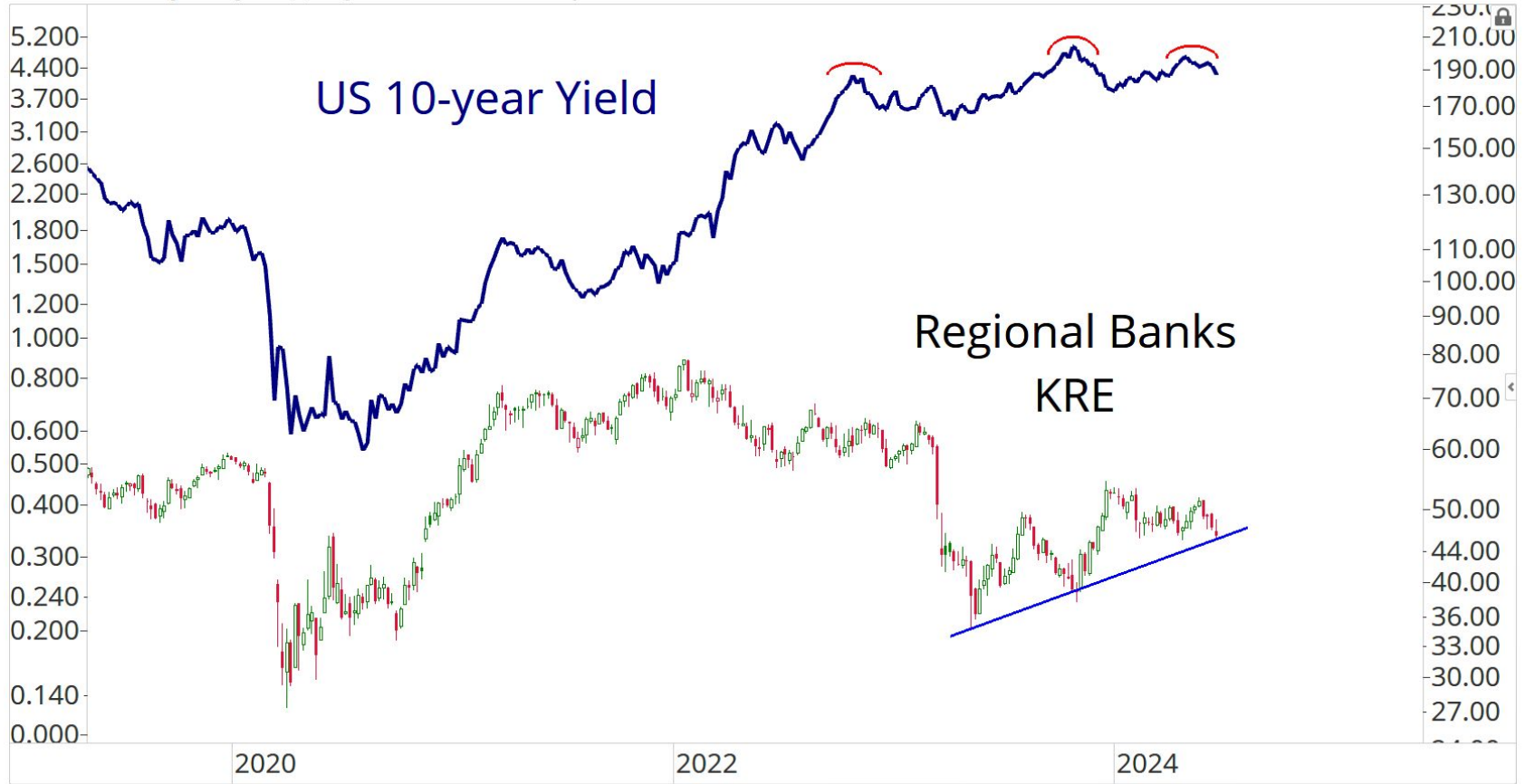


# Regional Banks \$KRE



17th Jun 2024









# Copper Miners \$COPX



17th Jun 2024

66.00  
63.00  
60.00  
57.00  
54.00  
51.00  
48.00  
44.32  
45.00  
41.00  
39.00  
37.00  
35.00  
33.00  
31.00  
29.00  
27.00  
25.00  
23.00  
22.00



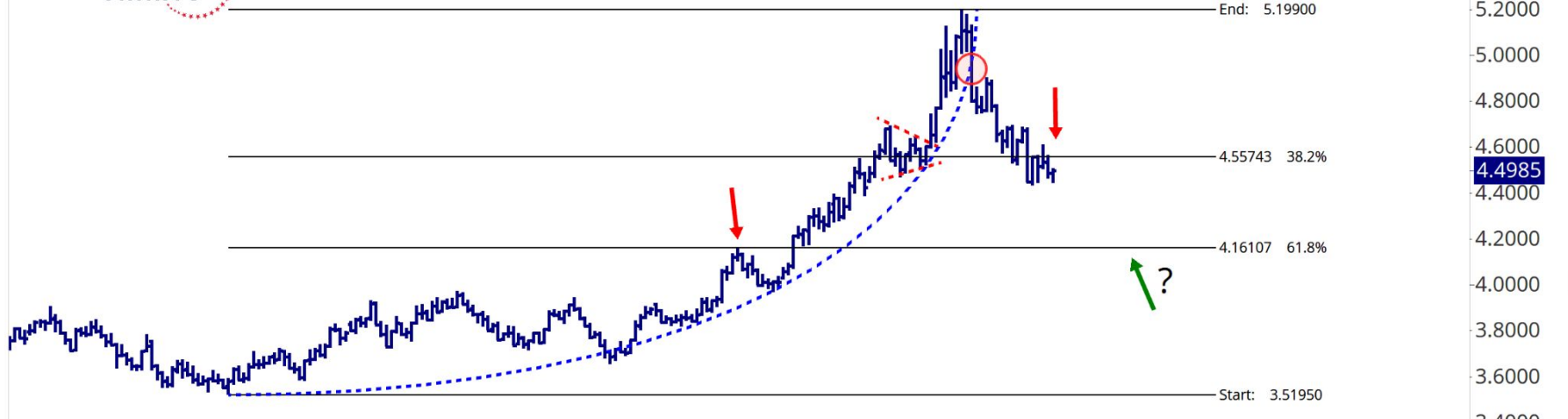
# Gold Futures - GC\_F



17th Jun 2024



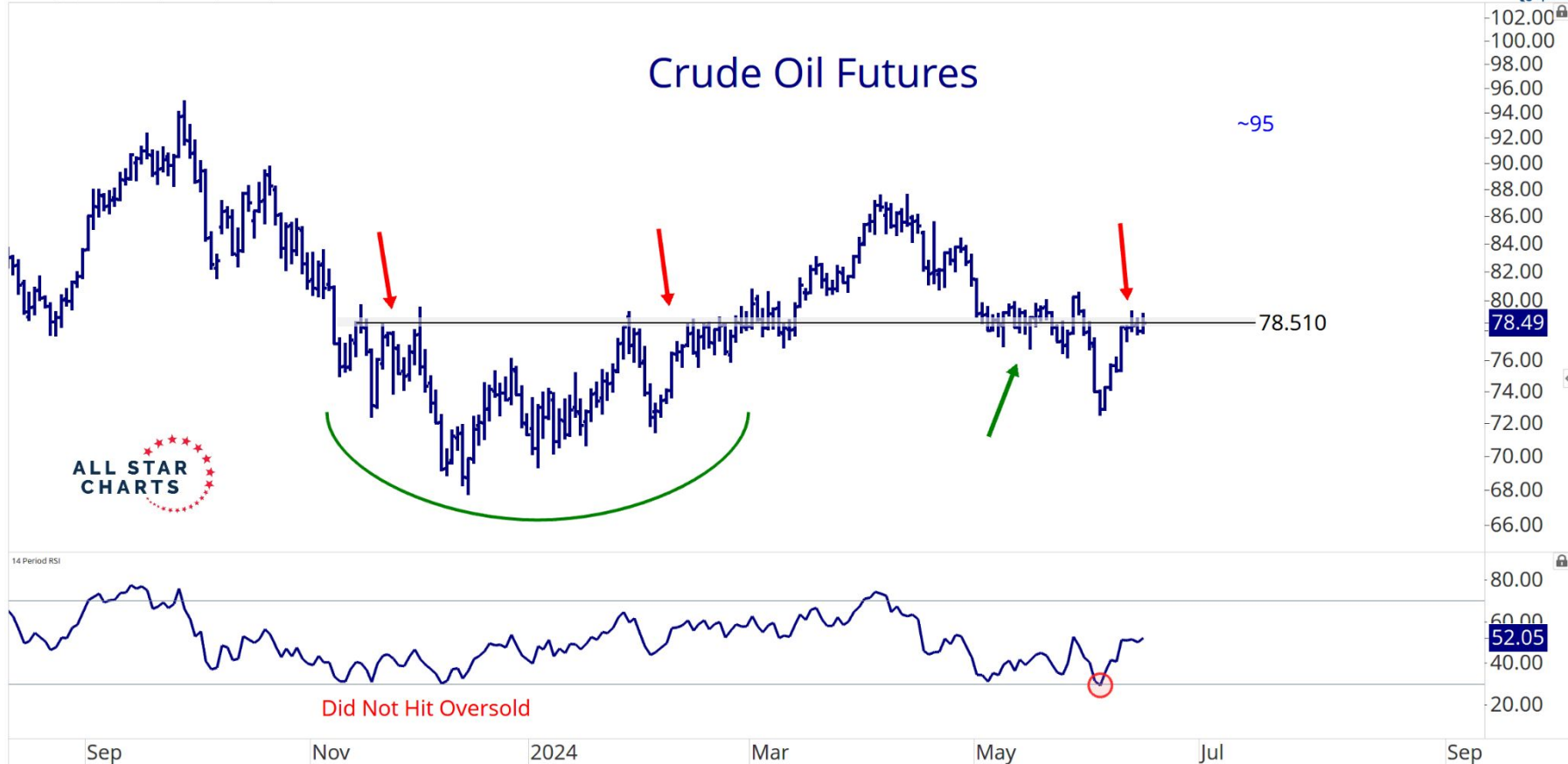
# Copper Futures



Sep                      Nov                      2024                      Mar                      May                      Jul                      Sep

17th Jun 2024

# Crude Oil Futures



ALL STAR  
CHARTS

Did Not Hit Oversold

17th Jun 2024

## THE HOT CORNER

Date	Ticker	Company Name	Industry	Reporting Person/ Investor	Form	Comment
6/14/2024	PROK	ProKidney Corp	Biotechnology	LEGORRETA PABLO G.	Form 4	Amount: \$54,735,339
6/14/2024	PBF	PBF Energy Inc.	Oil & Gas Refining & Marketing	CONTROL EMPRESARIAL DE CAPITALES S.A. DE C.V.	Form 4	Amount: \$23,075,058
6/14/2024	FOUR	Shift4 Payments, Inc.	Software - Infrastructure	CHAIRMAN & CEO	Form 4	Amount: \$1,005,309
6/14/2024	RHP	Ryman Hospitality Properties, Inc.	REIT - Hotel & Motel	HASLAM WILLIAM E	Form 4	Amount: \$999,992
6/14/2024	SOFI	SoFi Technologies, Inc.	Credit Services	CHIEF EXECUTIVE OFFICER	Form 4	Amount: \$199,109
6/14/2024	LXP	LXP Industrial Trust	REIT - Diversified	GUPTA ARUN	Form 4	Amount: \$134,250
6/14/2024	HTLD	Heartland Express, Inc.	Trucking	PRATT JAMES G	Form 4	Amount: \$107,619
6/14/2024	SR	Spire Inc.	Utilities - Regulated Gas	EXECUTIVE VICE PRESIDENT	Form 4	Amount: \$107,235
6/14/2024	OLMA	Olema Pharmaceuticals, Inc.	Biotechnology	POINT72 ASSET MANAGEMENT	13G	Original Filing: 5.70%
6/14/2024	ADBE	Adobe Inc.	Software - Infrastructure	THOMAS TUBERVILLE	Senate	\$15,000 - \$50,000

Data As Of June 14, 2024

ALL STAR CHARTS

# ProKidney Corp \$PROK

44% Short Interest  
11X Days to Cover



Sep

Nov

2024

Mar

May

Jul

17th Jun 2024



# Adobe Inc \$ADBE

THOMAS TUBERVILLE Senate \$15,000 - \$50,000



1200.00
900.00
543.02
525.31
400.00
300.00
200.00
130.00
100.00
70.00
50.00
40.00
30.00
20.00
10.00
0.00